

RS 3027 CL

Forced-air cooled high- μ triode

32 kW

- Output power:
32 kW in CW mode
- Anode voltage: 14 kV
- Anode dissipation: 15 kW max.
- Frequency up to 120 MHz



THALES



RS 3027 CL

The RS 3027 CL is a RF power high-amplification factor triode designed specifically for industrial applications. This tube uses a coaxial design and metal-ceramic technology. This triode is designed to operate in CW mode. For operation in pulse mode, the parameters

depend on each equipment characteristics, contact us for specific information.

The RS 3027 CL is a forced-air cooled triode.

This product is designed, developed and manufactured at an ISO 9001 production site registered.

Electrical characteristics

Filament	thoriated tungsten		
Filament voltage (+ 5 %, - 10 %)	7	V	
Filament current	115	A	
Surge current	345	A	max.
Capacitance:			
• grid-anode	26	pF	
• grid-cathode	65	pF	
• cathode-anode (1)	0.7	pF	
Amplification factor	100		approx.
Transconductance (Va: 10 kV, Ia: 2 A)	65	mA/V	approx.

Mechanical Characteristics

Operating position	vertical, anode up or down		
Weight	11	kg	approx.
Dimensions	see outline drawing		

Maximum ratings

Frequency	120	MHz	
Anode voltage:			
• up to 40 MHz	14	kV	
• from 40 to 80 MHz	12	kV	
• from 80 to 120 MHz	10	kV	
Control-grid voltage	- 800	V	
Control-grid current (F < 40 MHz):			
• at full load, CW	2.3	A	
• at no load, CW	2.8	A	
Peak cathode current, CW	30	A	
Anode dissipation	15	kW	
Grid dissipation:			
• up to 40 MHz	1 000	W	
• from 40 to 80 MHz	800	W	
• from 80 to 120 MHz	600	W	
Grid resistance (at blocked tube)	12	k Ω	

(1) Measured with a 30 cm diameter shielding plate in the grid terminal plane.

Cooling

Anode cooling	forced air		
Cooling water flow and pressure gradient	see cooling curves		
Inlet air temperature	25	°C	typ.
Temperature at any point on tube envelope	220	°C	max.

Typical operation

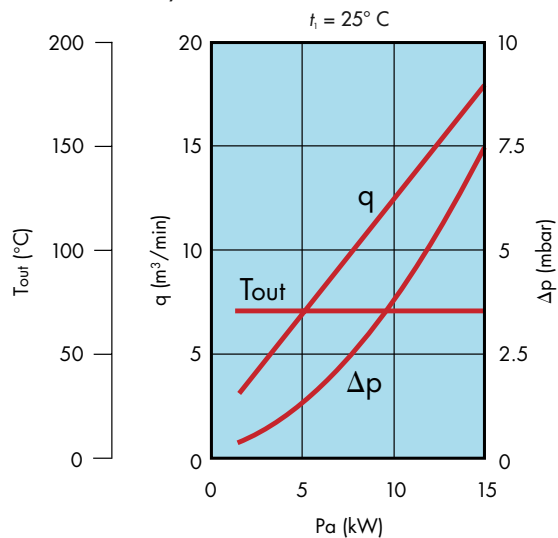
Examples	Class C RF oscillator for industrial applications		
	1	2	
Frequency	< 120	< 120	MHz
Anode voltage	10	8	kV
Control grid bias	- 280	- 260	V
RF control grid voltage	590	570	V
Anode current	4.15	3.9	A
Control grid current	1.5	1.6	A
Anode input power	41.5	31.5	kW
Anode output power (2)	32	24	kW
Anode dissipation	8.7	6.6	kW
Control grid dissipation	400	420	W
Grid resistance	185	162	Ω
Feedback ratio	6.6	7.9	%
Oscillator efficiency	77	76	%

(2) Without taking circuit losses into account

Nota: Data sheets are for information only. For design purpose, please ask for our latest specification.

Cooling air curves (air flow from anode side)

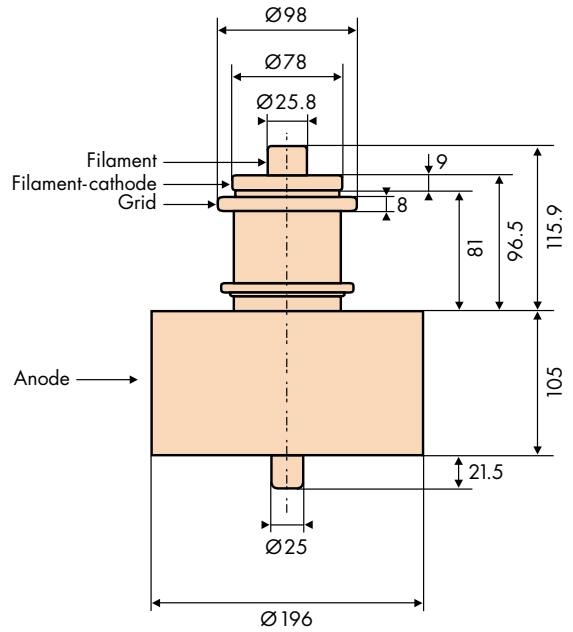
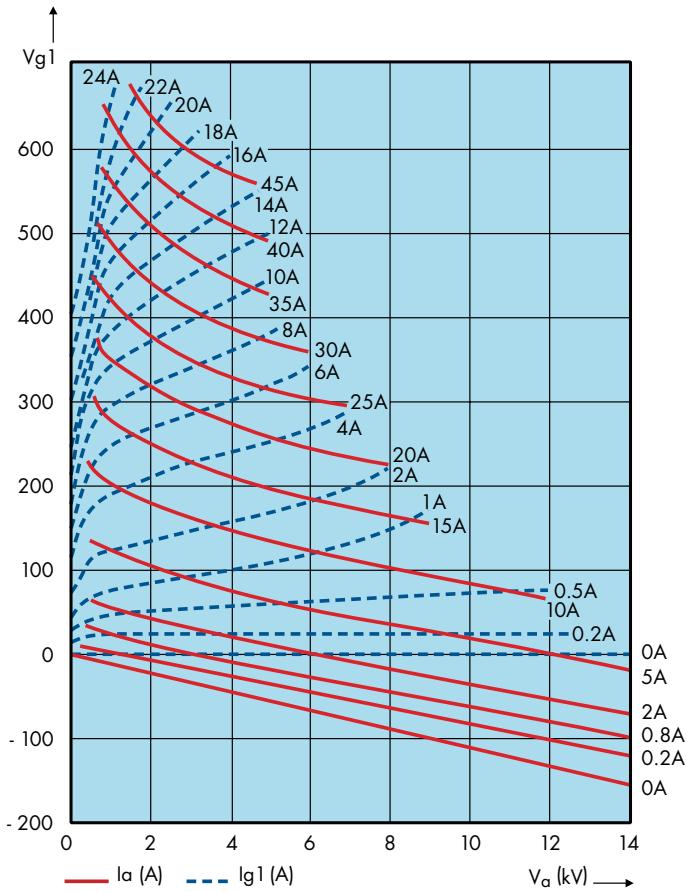
P_a : anode dissipation
 Δp : pressure drop
 q : air flow rate
 T_{out} : air outlet temperature



RS 3027 CL

Constant current characteristics

Outline drawing (mm)



This document cannot be considered to be a contractual specification. The information given herein may be modified without notice due to product improvement or further development. Consult Thales Electron Devices before making use of this information for equipment design.

For further information, please contact:

THALES ELECTRON DEVICES

2 bis, rue Latécoère - 78941 Vélizy Cedex - France
 Tel: + 33 1 30 70 35 00 - Fax: + 33 1 30 70 35 35
www.thalesgroup.com/electrondevices